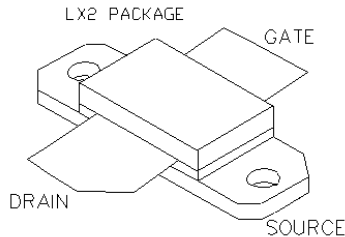




General Description

Silicon VDMOS and LDMOS transistors designed specifically for broadband RF applications. Suitable for Military Radios, Cellular and Paging Amplifier Base Stations, Broadcast FM/AM, MRI, Laser Driver and others.

"Polyfet"TM process features low feedback and output capacitances, resulting in high F_T transistors with high input impedance and high efficiency.



SILICON GATE ENHANCEMENT MODE

RF POWER LDMOS TRANSISTOR

45.0 Watts Single Ended

Package Style LX2

HIGH EFFICIENCY, LINEAR

HIGH GAIN, LOW NOISE

ROHS COMPLIANT

ABSOLUTE MAXIMUM RATINGS (T = 25 °C)

Total Device Dissipation	Junction to Case Thermal Resistance	Maximum Junction Temperature	Storage Temperature	DC Drain Current	Drain to Gate Voltage	Drain to Source Voltage	Gate to Source Voltage
220 Watts	0.75 °C/W	200 °C	-65 °C to 150 °C	22.0 A	70 V	70 V	20 V

RF CHARACTERISTICS (45.0 WATTS OUTPUT)

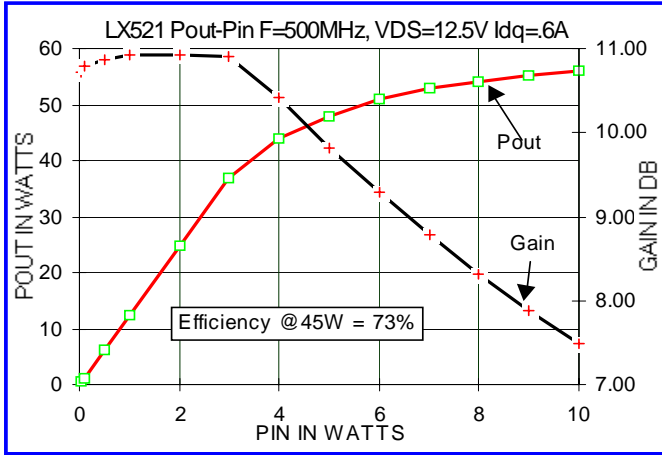
SYMBOL	PARAMETER	MIN	TYP	MAX	UNITS	TEST CONDITIONS
Gps	Common Source Power Gain	10			dB	Idq = 0.80 A, Vds = 12.5 V, F = 500 MHz
η	Drain Efficiency		50		%	Idq = 0.80 A, Vds = 12.5 V, F = 500 MHz
VSWR	Load Mismatch Tolerance			10:1	Relative	Idq = 0.80 A, Vds = 12.5 V, F = 500 MHz

ELECTRICAL CHARACTERISTICS (EACH SIDE)

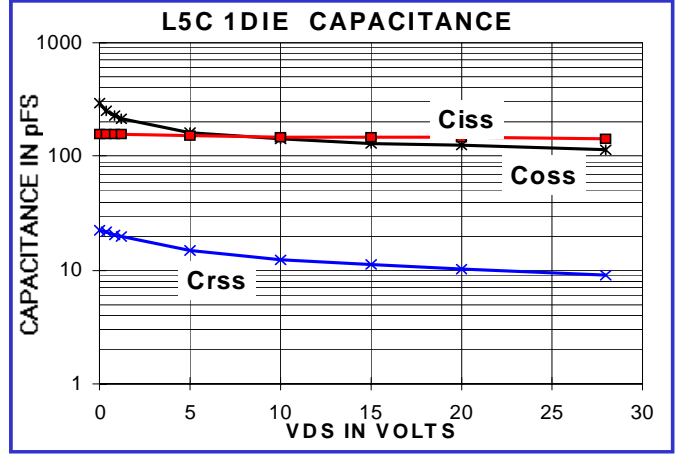
SYMBOL	PARAMETER	MIN	TYP	MAX	UNITS	TEST CONDITIONS
Bvdss	Drain Breakdown Voltage	36			V	Ids = 25.00 mA, Vgs = 0V
Idss	Zero Bias Drain Current			1.0	mA	Vds = 12.5 V, Vgs = 0V
Igss	Gate Leakage Current			1	uA	Vds = 0V Vgs = 30V
Vgs	Gate Bias for Drain Current	2		5	V	Ids = 0.30 A, Vgs = Vds
gM	Forward Transconductance		5.1		Mho	Vds = 10V, Vgs = 5V
Rdson	Saturation Resistance		0.20		Ohm	Vgs = 20V, Ids = 46.00 A
Idsat	Saturation Current		39.00		Amp	Vgs = 20V, Vds = 10V
Ciss	Common Source Input Capacitance		150.0		pF	Vds = 12.5 Vgs = 0V, F = 1 MHz
Crss	Common Source Feedback Capacitance		7.5		pF	Vds = 12.5 Vgs = 0V, F = 1 MHz
Coss	Common Source Output Capacitance		100.0		pF	Vds = 12.5 Vgs = 0V, F = 1 MHz

LX521

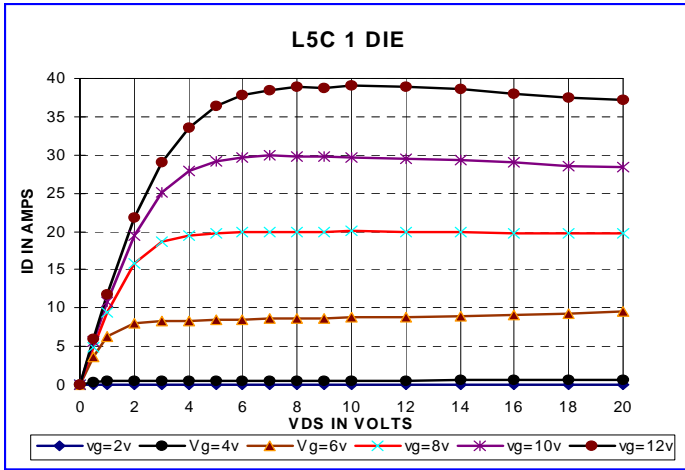
POUT VS PIN GRAPH



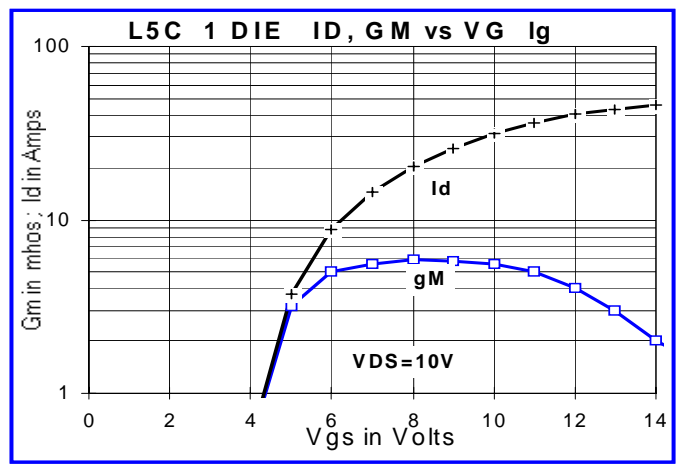
CAPACITANCE VS VOLTAGE



IV CURVE



ID & GM VS VGS



Zin Zout

LX521 Vdd=12.5V Idq=600mA Pout=40W					
Freq(MHz)		50	150	300	500
Zin		0.7	0.8	1.2	1.5
		-j17	-j5.5	-j2.7	j1.6
Zout		3.17	1.28	1	0.88
		-j0.6	-j0.74	-j0.66	+j0.25

PACKAGE DIMENSIONS IN INCHES

