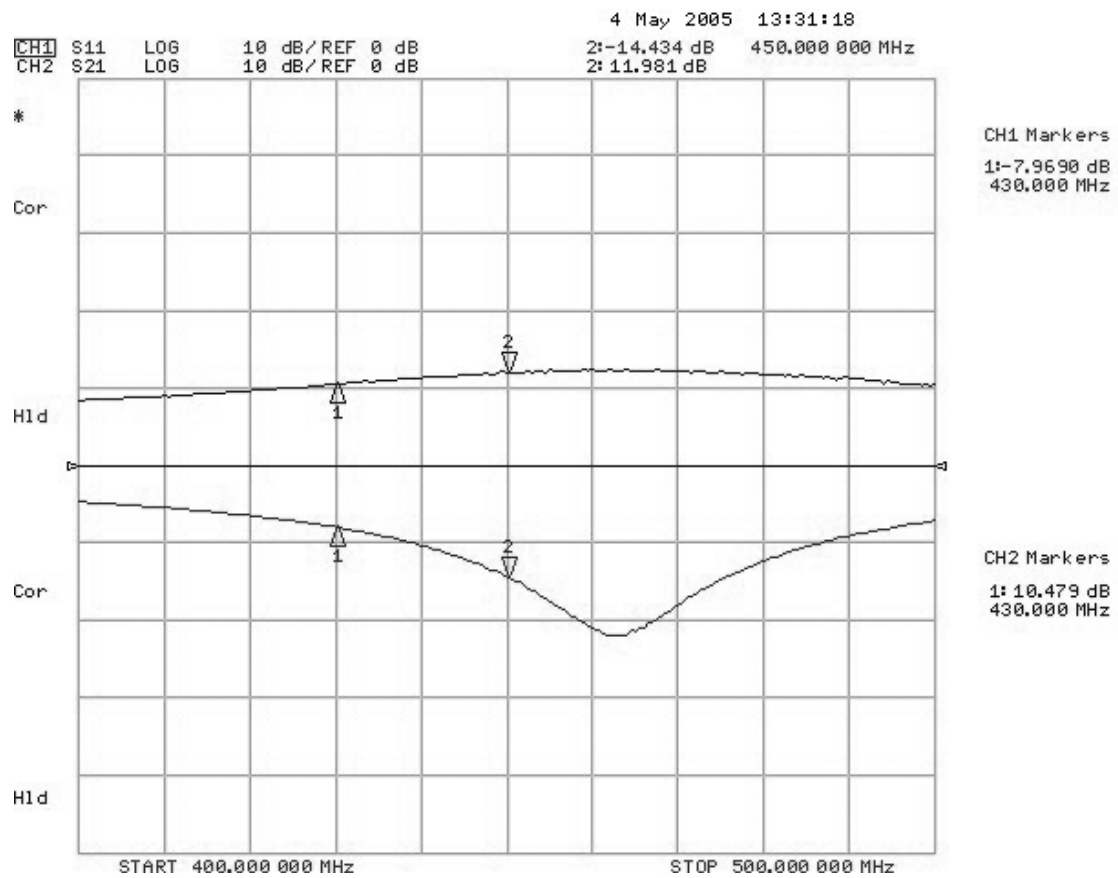
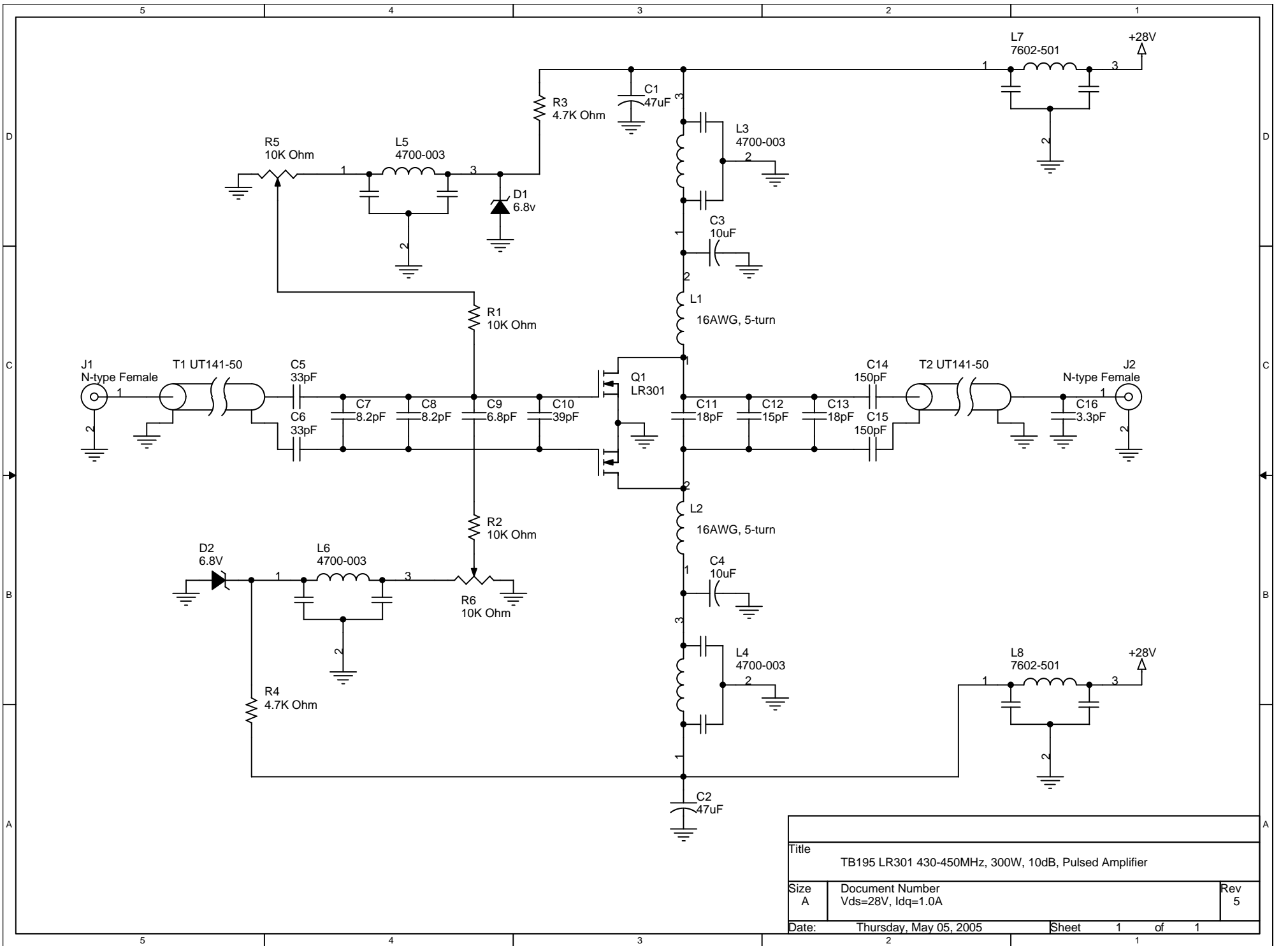
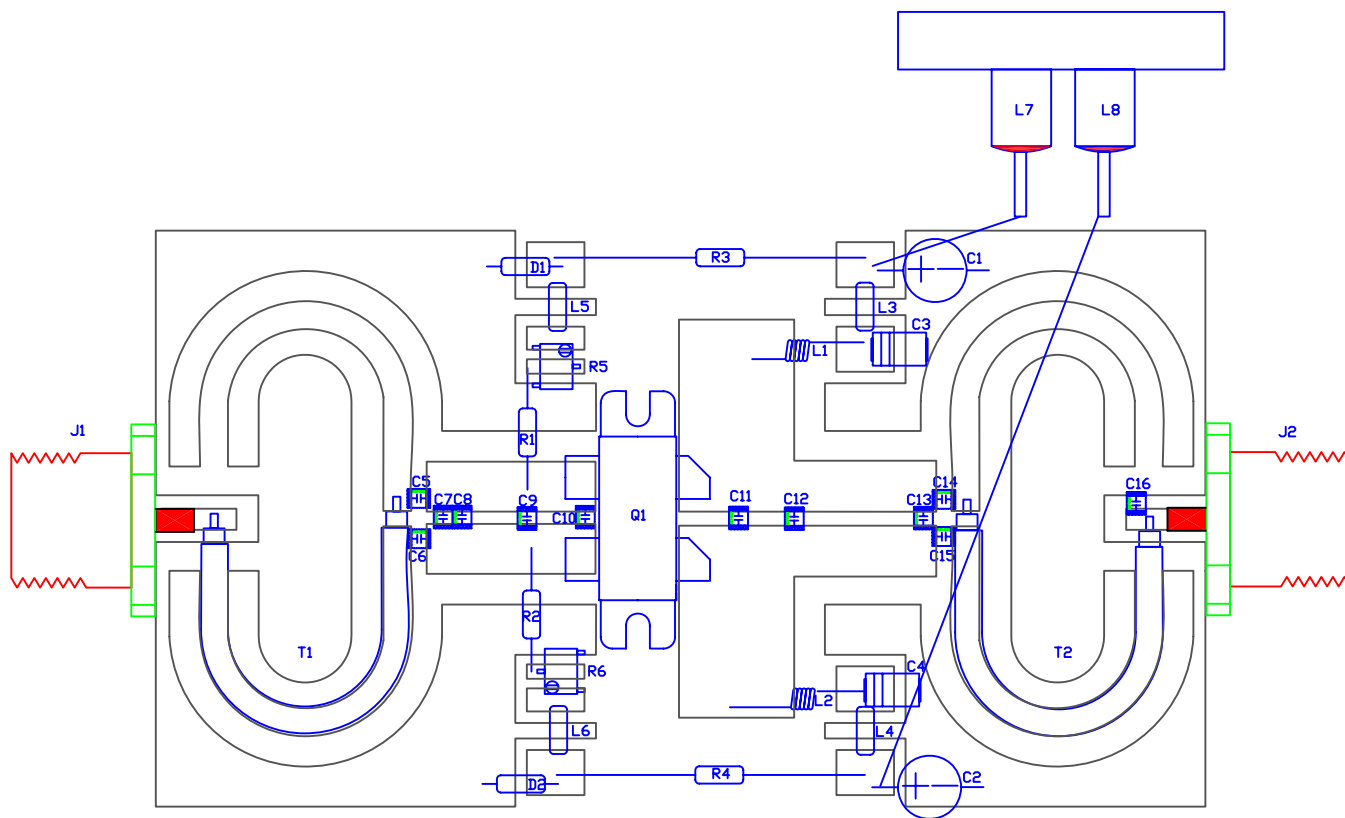


Small-signal plot of TB195. LR301 $V_{ds}=28V$, $I_{dq}=1.0A$





Title		
TB195 LR301 430-450MHz, 300W, 10dB, Pulsed Amplifier		
Size	Document Number	Rev
A	Vds=28V, Idq=1.0A	5
Date:	Thursday, May 05, 2005	Sheet 1 of 1



SYMBOL	VALUE	DESCRIPTION
C1, C2	47uF	Alum. Electrolytic 63V
C3, C4	10uF	Vishay/Sprague Tantalum Case 'E'
C5, C6	33pF	ATC100B Capacitor
C7, C8	8.2pF	ATC100B Capacitor
C9	6.8pF	ATC100B Capacitor
C10	39pF	ATC100B Capacitor
C11, C13	18pF	ATC100B Capacitor
C12	15pF	ATC100B Capacitor
C14, C15	150pF	ATC100B Capacitor
C16	3.3pF	ATC100B Capacitor
D1, D2	6.8V@20mA	Axial Zener Diode
J1, J2	---	N-type Female
L3, L4, L5, L6	---	Tusonix Filter 4700-003
L1, L2	16AWG	5-turn, ID: 0.185"
L7, L8	---	Tusonix Filter 7602-501
R1, R2	10K Ohms	1/4-Watt Axial
R3, R4	4.7K Ohms	1/2-Watt Axial
R5, R6	10K	PDT, Digi-key p/n ST5W103CT-ND
T1, T2	50-Ohm	Semi-rigid Coax UT141-50
Q1	LR301	Polyfet Transistor
Vds	28V	Drain-to-Source Voltage
Idq	1.0A	Quiescent Drain Current

DRN BY: TChang	05/05/2005
CHKD :	
ELECT :	
MECH :	
PRDC :	
QUAL :	
PGMS :	

POLYFET RF DEVICES			
TB195, 430-450MHz, 300W, 10dB, Pulsed Amplifier			
SIZE	FSCM NO	LR301, Vds=28V, Idq=1.0A	REV 5
SCALE : 1 : 1	SHEET 1 OF 1		